





CONTENTS

Tunes included in Volume 110:

- | | |
|------------------------------------|--|
| 1. <i>Body And Soul</i> | 7. <i>I Didn't Know What Time It Was</i> |
| 2. <i>When I Fall In Love</i> | 8. <i>Dancing In The Dark</i> |
| 3. <i>I Can't Get Started</i> | 9. <i>I Thought About You</i> |
| 4. <i>I Could Write A Book</i> | 10. <i>Someone To Watch Over Me</i> |
| 5. <i>Love Is Here To Stay</i> | 11. <i>Where Or When</i> |
| 6. <i>I Only Have Eyes For You</i> | 12. <i>Embraceable You</i> |
| | 13. <i>Tuning Notes (Concert Bb & A)</i> |

	CONCERT KEY SONGS & CHORD/SCALE PROGRESSIONS	1
	Bb INSTRUMENT SONGS & CHORD/SCALE PROGRESSIONS	23
	Eb INSTRUMENT SONGS & CHORD/SCALE PROGRESSIONS	45
	BASS CLEF INSTRUMENT SONGS & CHORD/SCALE PROGRESSIONS	67
	Ballads by Jamey Aebersold	22
	Soloing	44
	Nomenclature	66

Any codas (⊕) that appear will be played only once
on the recording at the end of the last recorded chorus.

PLAY-A-LONG CD INFORMATION:

STEREO SEPARATION:

RIGHT CHANNEL = Piano & Drums

LEFT CHANNEL = Bass & Drums

Tuning Notes: Concert Bb & A (A=440)

PERSONNEL ON PLAY-A-LONG RECORDING:

HARRY PICKENS - Piano; TYRONE WHEELER - Bass; JONATHAN HIGGINS, Drums



Published by
JAMEY AEBERSOLD JAZZ, INC.
P.O. Box 1244
New Albany, IN 47151-1244
www.jazzbooks.com

Engraving by DAVID SILBERMAN

Cover Design by
MATT EVE & GIGI DAY



1. Body And Soul



PLAY 3 CHORUSES (♩ = 64)

Words by Edward Heyman,
Robert Sour and Frank Eyton
Music by John Green

E \flat -7 B \flat 7 \flat 9 E \flat -7 A \flat 7 D \flat Δ E \flat -7

My heart is sad and lone - ly, For you I sigh, for
I spend my days in long - ing And won - d'ring why it's

F-7 E \circ 7 E \flat -7 E \flat -7/D \flat C-7 F7

you, dear, on - ly. Why have - n't you seen it?
me you're wrong - ing, I tell you I mean it,

B \flat -7 E \flat -7 A \flat 7 3 1. D \flat Δ B \flat 7 \flat 9 2. D \flat Δ E-7 A7

I'm all for you, Bod - y And Soul!
I'm all for you, Bod - y and Soul!

Bridge

D Δ E-7 F \sharp -7 G-7 E-7 A7

I can't be - lieve it, It's hard to con - ceive it, That you'd turn a - way ro - mance.

D Δ D-7 G7 E-7 E \flat \circ 7

Are you pre - tend - ing, it looks like the end - ing Un -

D-7 G7 C7 B7 B \flat 7 E \flat -7 B \flat 7 \flat 9

less I could have one more chance to prove, dear, My life a wreck you're

E \flat -7 A \flat 7 D \flat Δ E \flat -7 F-7 E \circ 7

mak - ing, You know I'm yours for just the tak - ing;